

## Urinary Tract Pathogens (in Order of Frequency) - % Susceptible

Organism	Number of Isolates	Amox clavulanic	Ampicillin	Cefazolin (1)	Ceftazidime	Ceftriaxone	Ciprofloxacin	Fosfomycin	Gentamicin	Meropenem	Nitrofurantoin	Trimethoprim-Sulfamethoxazole
E. coli ^	1071	70	49	76		80	54	96	91	100	95	74
Klebsiella pneumoniae *	368	90		90 n:367		91	83		97	100	54	89
Enterococcus species ^^^^	339											
Proteus mirabilis +	234	93	78	85		93	80		97	100		87
Pseudomonas aeruginosa	173				97		86					
Group B Streptococcus ^^	89											

### Organism Notes:

\* Includes ESBL and AMP-C isolates ( 7.9% of total Klebsiella pneumoniae isolates identified as ESBL and AMP-C ).

^ Includes ESBL and AMP-C isolates ( 20.0% of total E.coli isolates identified as ESBL and AMP-C ).

^^ This isolate is predictably susceptible to Penicillin.

^^^ Clindamycin, Trimethoprim/Sulfamethoxazole and all Cephalosporins are ineffective against Enterococcus species. Enterococcus isolates recovered from urine are generally susceptible to amoxicillin and nitrofurantoin. Susceptibility to Amoxicillin is 97.9% and to Nitrofurantoin is 96.5%

+ Includes ESBL and AMP-C isolates ( 6.4% of total Proteus mirabilis isolates identified as ESBL and AMP-C ).

### Antibiotic Notes:

(1) Cefazolin interpretation predicts results for Cephalexin (Keflex) in accordance with CLSI standards for urinary sites only (not systemic).

## All Other Specimen Types excluding (Urines and Surveillance) - Organisms in Order of Frequency - % Susceptible

Organism	Number of Isolates	Cefazolin	Ceftazidime	Ciprofloxacin	Clindamycin	Cloxacillin	Erythromycin	Tetracycline (2)	Trimethoprim-Sulfamethoxazole
Staphylococcus aureus ^^^	486	70 n:456			66 n:456	70 n:456	58 n:456	93 n:456	99 n:456
Pseudomonas aeruginosa	245		96	84					
Group B Streptococcus ^^	53								

### Organism Notes:

^^ This isolate is predictably susceptible to Penicillin.

^^^ Includes Methicillin Resistant S.aureus (MRSA). MRSA is resistant to all B-Lactams (penicillins, cephalosporins, B-lactam/B-lactamase inhibitor combinations, and carbapenems). MRSA constitutes 30.5% of total Staphylococcus aureus isolates identified.






### Antibiotic Notes:

(2) Organisms that are susceptible to Tetracycline are also considered susceptible to Doxycycline.

### General Notes:

Antibiogram results, patient risk factors for resistant organisms, and resistance epidemiology should be considered together to help guide empiric treatment of initial infections. Treatment should be re-evaluated as additional information from culture and sensitivity become available.

Calculation of results based on first isolate per patient.

	90-100% of isolates are susceptible to the antibiotic indicated (GOOD CHOICE)
	21-89% of isolates are susceptible to the antibiotic indicated (INTERMEDIATE CHOICE)
	0-20% of isolates are susceptible to the antibiotic indicated (POOR CHOICE)
	Value based on < 30 isolates. Statistical comparison on results with less than 30 isolates is unreliable. n = # of isolates tested.
	Antibiotic susceptibility testing is not typically performed on the organism.