

Urinary Tract Pathogens (in Order of Frequency) - % Susceptible

Organism	Number of Isolates	Amox clavulanic	Ampicillin	Cefazolin (1)	Ceftazidime	Ceftriaxone	Ciprofloxacin	Fosfomycin	Gentamicin	Meropenem	Nitrofurantoin	Trimethoprim-Sulfamethoxazole
E. coli ^	1028	85	51	80		84	66	98	92	100	94	79
Enterococcus species ^^^^	369											
Klebsiella pneumoniae *	199	98		97		98	97		99	100	42	94
Proteus mirabilis +	192	99	78	94		98	71		97	100		88
Group B Streptococcus ^^	78											
Pseudomonas aeruginosa	61				97		85		93			

Organism Notes:

* Includes ESBL and AMP-C isolates (2.0% of total Klebsiella pneumoniae isolates identified as ESBL and AMP-C).

^ Includes ESBL and AMP-C isolates (15.6% of total E.coli isolates identified as ESBL and AMP-C).

^^ This isolate is predictably susceptible to Penicillin.

^^^ Clindamycin, Trimethoprim/Sulfamethoxazole and all Cephalosporins are ineffective against Enterococcus species. Enterococcus isolates recovered from urine are generally susceptible to amoxicillin and nitrofurantoin. Susceptibility to Amoxicillin is 98.7% and to Nitrofurantoin is 96.5%

+ Includes ESBL and AMP-C isolates (1.6% of total Proteus mirabilis isolates identified as ESBL and AMP-C).

Antibiotic Notes:

(1) Cefazolin interpretation predicts results for Cephalexin (Keflex) in accordance with CLSI standards for urinary sites only (not systemic).

All Other Specimen Types excluding (Urine and Surveillance) - Organisms in Order of Frequency - % Susceptible

Organism	Number of Isolates	Cefazolin	Ceftazidime	Ciprofloxacin	Clindamycin	Cloxacillin	Erythromycin	Gentamicin	Tetracycline (2)	Trimethoprim-Sulfamethoxazole
Staphylococcus aureus ^^^	289	83			58	83	48		97	100
Pseudomonas aeruginosa	136		98	91				94		
Group B Streptococcus ^^	51									

Organism Notes:

^^ This isolate is predictably susceptible to Penicillin.

^^^ Includes Methicillin Resistant S.aureus (MRSA). MRSA is resistant to all B-Lactams (penicillins, cephalosporins, B-lactam/B-lactamase inhibitor combinations, and carbapenems). MRSA constitutes 15.9% of total Staphylococcus aureus isolates identified.






Antibiotic Notes:

(2) Organisms that are susceptible to Tetracycline are also considered susceptible to Doxycycline.

General Notes:

Antibiogram results, patient risk factors for resistant organisms, and resistance epidemiology should be considered together to help guide empiric treatment of initial infections. Treatment should be re-evaluated as additional information from culture and sensitivity become available.

Calculation of results based on first isolate per patient.

	90-100% of isolates are susceptible to the antibiotic indicated (GOOD CHOICE)
	21-89% of isolates are susceptible to the antibiotic indicated (INTERMEDIATE CHOICE)
	0-20% of isolates are susceptible to the antibiotic indicated (POOR CHOICE)
	Value based on < 30 isolates. Statistical comparison on results with less than 30 isolates is unreliable. n = # of isolates tested.
	Antibiotic susceptibility testing is not typically performed on the organism.